

FANTON[®]

FABBRICA MATERIALE ELETTRICO



PRODUCTS FOR THE CONSTRUCTION SITE

PROFESSIONAL



Hercules

Distribution boards

ULTRA RESISTANT

Upper compartment

Recessed emergency button

Up to 55kw

Up to 6 interlocked sockets

Extra strong body

Reinforced hinge

Galvanized steel support as standard

Door compartment for tools

● INCLUDED METAL SUPPORTS

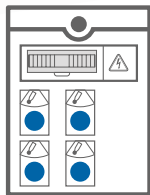


● UPPER COMPARTMENT



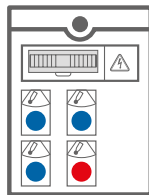
● DOOR COMPARTMENT





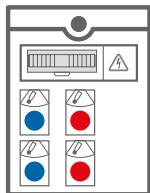
75701

HERCULES board IP55
dimensions 585x740x435 mm. (WxHxD)
with emergency button
power supply via terminal block
Sockets:
4 x 2P+E 16A 200-250V 6h IP67 interlocked
General protection devices:
1 MCB 4P 16A C
1 RCD 4P 25A 30mA AC
Maximum power 9 kW



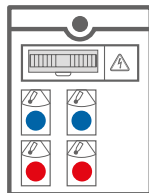
75672

HERCULES board IP55
dimensions 585x740x435 mm. (WxHxD)
with emergency button
power supply via terminal block
Sockets:
3 x 2P+E 16A 200-250V 6h IP67 interlocked with fuses
1 x 3P+E 16A 380-415V 6h IP67 interlocked with fuses
General protection devices:
1 MCB 4P 32A C
1 RCD 4P 40A 30mA AC
Maximum power 18 kW



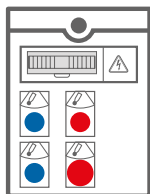
75736

HERCULES board IP55
dimensions 585x740x435 mm. (WxHxD)
with emergency button
power supply via terminal block
Sockets:
2 x 2P+E 16A 200-250V 6h IP67 interlocked
2 x 3P+E 16A 380-415V 6h IP67 interlocked
General protection devices:
1 MCB 4P 16A C
1 RCD 4P 25A 30mA AC
Maximum power 9 kW



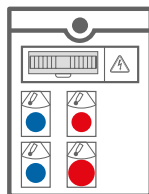
75718

POLIFEMO MIDI board IP55
dimensions 574x750x430 mm. (WxHxD)
with emergency button
power supply via terminal block
Sockets:
2 x 2P+E 16A 200-250V 6h IP67 interlocked
1 x 3P+E 16A 380-415V 6h IP67 interlocked
1 x 3P+N+E 16A 380-415V 6h IP67 interlocked
General protection devices:
1 MCB 4P 32A C
1 RCD 4P 40A 30mA AC
Sockets protection devices:
1 MCB 2P 16A C
1 MCB 4P 16A C
Maximum power 18 kW



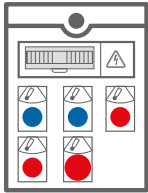
75719

HERCULES board IP55
dimensions 585x740x435 mm. (WxHxD)
with emergency button
power supply via terminal block
Sockets:
2 x 2P+E 16A 200-250V 6h IP67 interlocked
1 x 3P+E 16A 380-415V 6h IP67 interlocked
1 x 3P+N+E 32A 380-415V 6h IP67 interlocked
General protection devices:
1 MCB 4P 32A C
1 RCD 4P 40A 30mA AC
Sockets protection devices:
1 MCB 2P 16A C
1 MCB 3P 16A C
Maximum power 18 kW



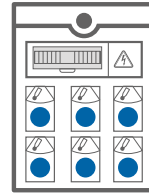
75704

HERCULES board IP55
dimensions 585x740x435 mm. (WxHxD)
with emergency button
power supply via terminal block
Sockets:
2 x 2P+E 16A 200-250V 6h IP67 interlocked
1 x 3P+E 16A 380-415V 6h IP67 interlocked
1 x 3P+E 32A 380-415V 6h IP67 interlocked with fuses
General protection devices:
1 MCB 4P 63A C
1 RCD 4P 63A 30mA AC
Sockets protection devices:
1 MCB 2P 16A C
1 MCB 3P 16A C
Maximum power 35 kW



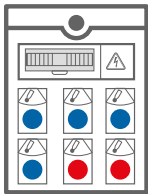
75748

HERCULES board IP55
 dimensions 585x740x435 mm. (WxHxD)
 with emergency button
 wall-mounting plug 3P+N+E 63A 380-415V 6h IP67
 Sockets:
 2 x 2P+E 16A 200-250V 6h IP67 interlocked with fuses
 2 x 3P+E 16A 380-415V 6h IP67 interlocked with fuses
 1 x 3P+N+E 32A 380-415V 6h IP67 interlocked with fuses
 General protection devices:
 1 MCB 4P 63A C
 1 RCD 4P 63A 30mA AC
 Maximum power 35 kW



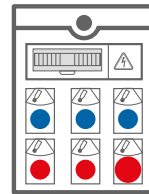
75861

HERCULES board IP55
 dimensions 585x740x435 mm. (WxHxD)
 with emergency button
 power supply via terminal block
 Sockets:
 6 x 2P+E 16A 200-250V 6h IP67 interlocked
 General protection devices:
 1 MCB 2P 32A C
 1 RCD 2P 40A 30mA AC
 Sockets protection devices:
 2 MCB 2P 16A C
 Maximum power 6 kW



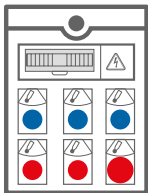
75733

HERCULES board IP55
 dimensions 585x740x435 mm. (WxHxD)
 with emergency button
 power supply via terminal block
 Sockets:
 4 x 2P+E 16A 200-250V 6h IP67 interlocked
 2 x 3P+E 16A 380-415V 6h IP67 interlocked
 General protection devices:
 1 MCB 4P 32A C
 1 RCD 4P 40A 30mA AC
 Sockets protection devices:
 1 MCB 2P 16A C
 1 MCB 3P 16A C
 Maximum power 18 kW



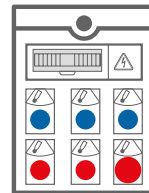
75712

HERCULES board IP55
 dimensions 585x740x435 mm. (WxHxD)
 with emergency button
 power supply via terminal block
 Sockets:
 3 x 2P+E 16A 200-250V 6h IP67 interlocked
 2 x 3P+E 16A 380-415V 6h IP67 interlocked
 1 x 3P+N+E 32A 380-415V 6h IP67 interlocked
 General protection devices:
 1 MCB 4P 32A C
 1 RCD 4P 40A 30mA AC
 Sockets protection devices:
 1 MCB 2P 16A C
 1 MCB 3P 16A C
 Maximum power 18 kW



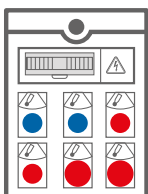
75694

HERCULES board IP55
 dimensions 585x740x435 mm. (WxHxD)
 with emergency button
 power supply via terminal block
 Sockets:
 3 x 2P+E 16A 200-250V 6h IP67 interlocked with fuses
 2 x 3P+E 16A 380-415V 6h IP67 interlocked with fuses
 1 x 3P+N+E 32A 380-415V 6h IP67 interlocked with fuses
 General protection devices:
 1 MCB 4P 32A C
 1 RCD 4P 40A 30mA AC
 Maximum power 18 kW



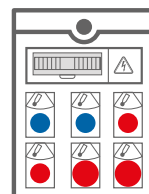
75462

HERCULES board IP55
 dimensions 585x740x435 mm. (WxHxD)
 with emergency button
 power supply via terminal block
 Sockets:
 3 x 2P+E 16A 200-250V 6h IP67 interlocked with fuses
 2 x 3P+E 16A 380-415V 6h IP67 interlocked with fuses
 1 x 3P+N+E 32A 380-415V 6h IP67 interlocked with fuses
 General protection devices:
 1 MCB 4P 63A C
 1 RCD 4P 63A 30mA AC
 Maximum power 35 kW



75699

HERCULES board IP55
 dimensions 585x740x435 mm. (WxHxD)
 with emergency button
 power supply via terminal block
 Sockets:
 2 x 2P+E 16A 200-250V 6h IP67 interlocked with fuses
 1 x 3P+E 16A 380-415V 6h IP67 interlocked with fuses
 1 x 3P+N+E 16A 380-415V 6h IP67 interlocked with fuses
 1 x 3P+E 32A 380-415V 6h IP67 interlocked with fuses
 1 x 3P+N+E 32A 380-415V 6h IP67 interlocked with fuses
 General protection devices:
 1 MCB 4P 63A C
 1 RCD 4P 63A 30mA AC
 Maximum power 35 kW



75715

HERCULES board IP55
 dimensions 585x740x435 mm. (WxHxD)
 with emergency button
 power supply via terminal block
 Sockets:
 2 x 2P+E 16A 200-250V 6h IP67 interlocked
 1 x 3P+E 16A 380-415V 6h IP67 interlocked
 1 x 3P+N+E 16A 380-415V 6h IP67 interlocked
 1 x 3P+E 32A 380-415V 6h IP67 interlocked
 1 x 3P+N+E 32A 380-415V 6h IP67 interlocked
 General protection devices:
 1 MCB 4P 63A C
 1 RCD 4P 63A 30mA AC
 Sockets protection devices:
 1 MCB 4P 16A C
 1 MCB 4P 32A C
 Maximum power 35 kW

Polifemo

Distribution boards

MADE IN
ITALY



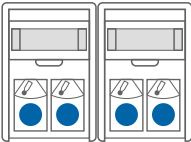
MIDI

MAXI

Code	Description		Scheme	
74736	POLIFEMO MIDI board IP55 dimensions 574x750x430 mm. (WxHxD) with emergency button power supply via terminal block			CE
	Sockets: 2 x 2P+E 16A 200-250V 6h IP67 interlocked 2 x 3P+E 16A 380-415V 6h IP67 interlocked	General protection devices: 1 MCB 4P 16A C 1 RCD 4P 25A 30mA AC Maximum power 9 Kw		
74712	POLIFEMO MIDI board IP55 dimensions 574x750x430 mm. (WxHxD) with emergency button power supply via terminal block			CE
	Sockets: 3 x 2P+E 16A 200-250V 6h IP67 interlocked 2 x 3P+E 16A 380-415V 6h IP67 interlocked 1 x 3P+N+E 32A 380-415V 6h IP67 interlocked	General protection devices: 1 MCB 4P 32A C 1 RCD 4P 40A 30mA AC		
74938	POLIFEMO MAXI board IP55 dimensions 743x770x430 mm. (WxHxD) with emergency button power supply via terminal block			CE
	Sockets: 3 x 2P+E 16A 200-250V 6h IP67 interlocked 2 x 3P+E 16A 380-415V 6h IP67 interlocked 1 x 3P+N+E 32A 380-415V 6h IP67 interlocked 1 x 3P+N+E 63A 380-415V 6h IP65 interlocked with fuses	General protection devices: 1 MCB 4P 100A C 2 RCD 4P 63A 30mA AC		
74719	POLIFEMO MIDI board IP55 dimensions 574x750x430 mm. (WxHxD) with emergency button power supply via terminal block			CE
	Sockets: 2 x 2P+E 16A 200-250V 6h IP67 interlocked 1 x 3P+E 16A 380-415V 6h IP67 interlocked 1 x 3P+N+E 32A 380-415V 6h IP67 interlocked	General protection devices: 1 MCB 4P 32A C 1 RCD 4P 40A 30mA AC		
74869	POLIFEMO MIDI board IP55 dimensions 574x750x430 mm. (WxHxD) with emergency button power supply via terminal block			CE
	Sockets: 3 x 2P+E 16A 200-250V 6h IP67 interlocked 2 x 3P+E 16A 380-415V 6h IP67 interlocked 1 x 3P+N+E 16A 380-415V 6h IP67 interlocked	General protection devices: 1 MCB 4P 32A C 1 RCD 4P 40A 30mA AC Maximum power 18 kw		
74699	POLIFEMO MIDI board IP55 dimensions 574x750x430 mm. (WxHxD) with emergency button power supply via terminal block			CE
	Sockets: 2 x 2P+E 16A 200-250V 6h IP67 interlocked 1 x 3P+E 16A 380-415V 6h IP67 interlocked 1 x 3P+N+E 16A 380-415V 6h IP67 interlocked 1 x 3P+E 32A 380-415V 6h IP67 interlocked 1 x 3P+N+E 32A 380-415V 6h IP67 interlocked	General protection devices: 1 MCB 4P 63A C 1 RCD 4P 63A 30mA AC Maximum power 35 kw		

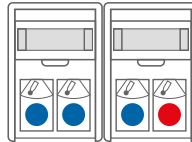
Ulisse Pro 4 interblocked sockets

Distribution Boards

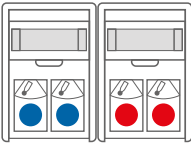
743729

ULISSE PRO 500 board IP65
dimensions 516x435x185 mm. (WxHxD)
retractable support included
with emergency button
power supply via terminal block
Sockets:
4 x 2P+E 16A 200-250V 6h IP67 interlocked
General protection devices:
1 MCB 2P 32A C
1 RCD 2P 40A 30mA AC
Sockets protection devices:
4 MCB 2P 16A C
Maximum power 6 kW



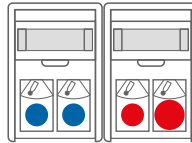
743722

ULISSE PRO 500 board IP65
dimensions 516x435x185 mm. (WxHxD)
retractable support included
with emergency button
power supply via terminal block
Sockets:
3 x 2P+E 16A 200-250V 6h IP67 interlocked
1 x 3P+E 16A 380-415V 6h IP67 interlocked
General protection devices:
1 MCB 4P 16A C
1 RCD 4P 25A 30mA AC
Maximum power 9 kW



743719

ULISSE PRO 500 board IP65
dimensions 516x435x185 mm. (WxHxD)
retractable support included
with emergency button
cable 2 m. 5G2,5 H07RN-F
plug 3P+N+E 16A 380-415V 6h IP67
Sockets:
2 x 2P+E 16A 200-250V 6h IP67 interlocked
1 x 3P+E 16A 380-415V 6h IP67 interlocked
1 x 3P+N+E 16A 380-415V 6h IP67 interlocked
General protection devices:
1 MCB 4P 16A C
1 RCD 4P 25A 30mA AC
Maximum power 9 kW

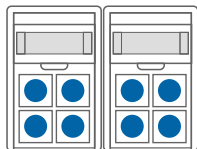


743713

ULISSE PRO 500 board IP65
dimensions 516x435x185 mm. (WxHxD)
retractable support included
with emergency button
power supply via terminal block
Sockets:
2 x 2P+E 16A 200-250V 6h IP67 interlocked
1 x 3P+E 16A 380-415V 6h IP67 interlocked
1 x 3P+N+E 32A 380-415V 6h IP67 interlocked
General protection devices:
1 MCB 4P 32A C
1 RCD 4P 40A 30mA AC
Sockets protection devices:
2 MCB 2P 16A C
1 MCB 3P 16A C
Maximum power 18 kW

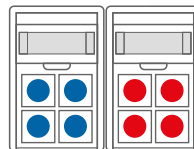
Ulisse Pro 8 sockets

Distribution Boards



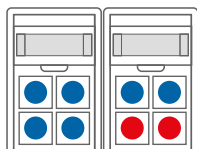
743617

ULISSE PRO 500 board IP65
dimensions 516x435x185 mm. (WxHxD)
retractable support included
with emergency button
power supply via terminal block
Sockets:
8 x 2P+E 16A 200-250V 6h IP67
General protection devices:
1 MCB 2P 32A C
1 RCD 2P 40A 30mA AC
Sockets protection devices:
2 MCB 2P 16A C
Maximum power 6 kW



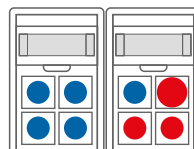
743612

ULISSE PRO 500 board IP65
dimensions 516x435x185 mm. (WxHxD)
retractable support included
with emergency button
cable 2 m. 5G2,5 H07RN-F
plug 3P+N+E 16A 380-415V 6h IP67
Sockets:
4 x 2P+E 16A 200-250V 6h IP67
4 x 3P+E 16A 380-415V 6h IP67
General protection devices:
1 MCB 4P 16A C
1 RCD 4P 25A 30mA AC
Maximum power 9 kW



743615

ULISSE PRO 500 board IP65
dimensions 516x435x185 mm. (WxHxD)
retractable support included
with emergency button
power supply via terminal block
Sockets:
6 x 2P+E 16A 200-250V 6h IP67
2 x 3P+E 16A 380-415V 6h IP67
General protection devices:
1 MCB 4P 16A C
1 RCD 4P 25A 30mA AC
Maximum power 9 kW



743614

ULISSE PRO 500 board IP65
dimensions 516x435x185 mm. (WxHxD)
retractable support included
with emergency button
power supply via terminal block
Sockets:
5 x 2P+E 16A 200-250V 6h IP67
2 x 3P+E 16A 380-415V 6h IP67
1 x 3P+N+E 32A 380-415V 6h IP67
General protection devices:
1 MCB 4P 32A C
1 RCD 4P 40A 30mA AC
Sockets protection devices:
2 MCB 2P 16A C
1 MCB 3P 16A C
Maximum power 18 kW

Ulisse Pro Double-sided

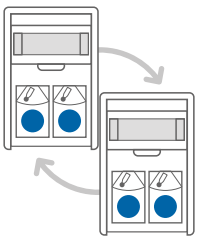
Distribution Boards

Dark grey colour

Protective flanges side impacts

Feet support



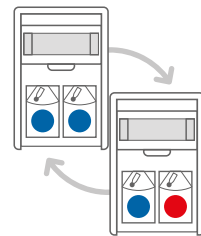


743311

ULISSE PRO 250 DOUBLE SIDED board IP65
dimensions 258x435x371 mm. (WxHxD)
with emergency button
power supply via terminal block

Sockets:
4 x 2P+E 16A 200-250V 6h IP67 interlocked

General protection devices:
1 MCB 4P 16A C
1 RCD 4P 25A 30mA AC
Maximum power 9 kW

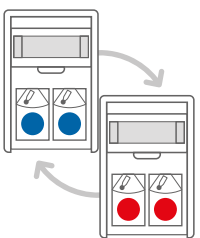


743313

ULISSE PRO 250 DOUBLE SIDED board IP65
dimensions 258x435x371 mm. (WxHxD)
with emergency button
power supply via terminal block

Sockets:
3 x 2P+E 16A 200-250V 6h IP67 interlocked
1 x 3P+E 16A 380-415V 6h IP67 interlocked

General protection devices:
1 MCB 4P 16A C
1 RCD 4P 25A 30mA AC
Maximum power 9 kW

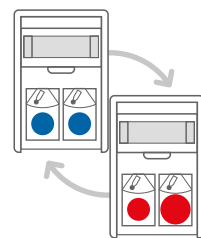


743316

ULISSE PRO 250 DOUBLE SIDED board IP65
dimensions 258x435x371 mm. (WxHxD)
with emergency button
power supply via terminal block

Sockets:
2 x 2P+E 16A 200-250V 6h IP67 interlocked with fuses
2 x 3P+E 16A 380-415V 6h IP67 interlocked with fuses

General protection devices:
1 MCB 4P 32A C
1 RCD 4P 40A 30mA AC
Maximum power 18 kW



743320

ULISSE PRO 250 DOUBLE SIDED board IP65
dimensions 258x435x371 mm. (WxHxD)
with emergency button
cable 2 m. 5G6 H07RN-F
plug 3P+N+E 32A 380-415V 6h IP67

Sockets:
2 x 2P+E 16A 200-250V 6h IP67 interlocked
1 x 3P+E 16A 380-415V 6h IP67 interlocked
1 x 3P+N+E 32A 380-415V 6h IP67 interlocked

General protection devices:
1 MCB 4P 32A C
1 RCD 4P 40A 30mA AC

Sockets protection devices:
2 MCB 2P 16A C
1 MCB 3P 16A C
Maximum power 18 kW

Ulisse Pro Portable

Distribution Boards



Dark grey colour

Protective flanges side impacts

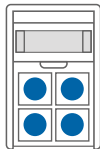
Feet support

Wall hanging holes

Retractable support as standard

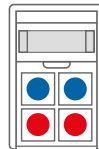
743020

ULISSE PRO 250 board IP65
dimensions 258x435x185 mm. (WxHxD)
retractable support included
cable 4 m. 3G2,5 H07RN-F
plug 2P+E 16A 200-250V 6h IP67
Sockets:
4 x 2P+E 16A 200-250V 6h IP67
General protection devices:
1 MCB 2P 16A C
1 RCD 2P 25A 30mA AC
Maximum power 3 kW



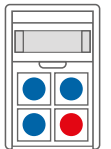
743021

ULISSE PRO 250 board IP65
dimensions 258x435x185 mm. (WxHxD)
retractable support included
cable 4 m. 5G2,5 H07RN-F
plug 3P+N+E 16A 380-415V 6h IP67
Sockets:
2 x 2P+E 16A 200-250V 6h IP67
2 x 3P+E 16A 380-415V 6h IP67
General protection devices:
1 MCB 4P 16A C
1 RCD 4P 25A 30mA AC
Maximum power 9 kW



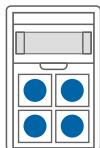
743023

ULISSE PRO 250 board IP65
dimensions 258x435x185 mm. (WxHxD)
retractable support included
cable 4 m. 5G2,5 H07RN-F
plug 3P+N+E 16A 380-415V 6h IP67
Sockets:
3 x 2P+E 16A 200-250V 6h IP67
1 x 3P+E 16A 380-415V 6h IP67
General protection devices:
1 MCB 4P 16A C
1 RCD 4P 25A 30mA AC
Maximum power 9 kW



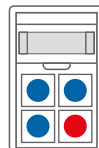
743024

ULISSE PRO 250 board IP65
dimensions 258x435x185 mm. (WxHxD)
retractable support included
with emergency button
cable 4 m. 3G2,5 H07RN-F
plug 2P+E 16A 200-250V 6h IP67
Sockets:
4 x 2P+E 16A 200-250V 6h IP67
General protection devices:
1 MCB 2P 16A C
1 RCD 2P 25A 30mA AC
Maximum power 3 kW



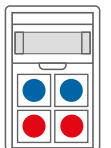
743019

ULISSE PRO 250 board IP65
dimensions 258x435x185 mm. (WxHxD)
retractable support included
with emergency button
cable 4 m. 5G2,5 H07RN-F
plug 3P+N+E 16A 380-415V 6h IP67
Sockets:
3 x 2P+E 16A 200-250V 6h IP67 angled
1 x 3P+E 16A 380-415V 6h IP67 angled
General protection devices:
1 MCB 4P 16A C
1 RCD 4P 25A 30mA AC
Maximum power 9 kW



743032

ULISSE PRO 250 board IP65
dimensions 258x435x185 mm. (WxHxD)
retractable support included
with emergency button
cable 4 m. 5G2,5 H07RN-F
plug 3P+N+E 16A 380-415V 6h IP67
Sockets:
2 x 2P+E 16A 200-250V 6h IP67 angled
1 x 3P+E 16A 380-415V 6h IP67 angled
1 x 3P+N+E 16A 380-415V 6h IP67 angled
General protection devices:
1 MCB 4P 16A C
1 RCD 4P 25A 30mA AC
Maximum power 9 kW



Ulisse

Distribution Boards

**PROTECTIVE
EDGE**

74300

ULISSE 150 board IP65
dimensions 150x450x137 mm. (WxHxD)
cable 4 m. 3G2,5 H07RN-F
plug 2P+E 16A 200-250V 6h IP67

Sockets:
3 x 2P+E 16A 200-250V 6h IP67

General protection devices:
1 MCB 2P 16A C
1 RCD 2P 25A 30mA AC
Maximum power 3 kW



74320

ULISSE 250 board IP65
dimensions 250x403x177 mm. (WxHxD)
cable 4 m. 3G2,5 H07RN-F
plug 2P+E 16A 200-250V 6h IP67

Sockets:
4 x 2P+E 16A 200-250V 6h IP67

General protection devices:
1 MCB 2P 16A C
1 RCD 2P 25A 30mA AC
Maximum power 3 kW



74321

ULISSE 250 board IP65
dimensions 250x403x177 mm. (WxHxD)
cable 4 m. 5G2,5 H07RN-F
plug 3P+N+E 16A 380-415V 6h IP67

Sockets:
2 x 2P+E 16A 200-250V 6h IP67
2 x 3P+E 16A 380-415V 6h IP67

General protection devices:
1 MCB 4P 16A C
1 RCD 4P 25A 30mA AC
Maximum power 9 kW



74323

ULISSE 250 board IP65
dimensions 250x403x177 mm. (WxHxD)
cable 4 m. 5G2,5 H07RN-F
plug 3P+N+E 16A 380-415V 6h IP67

Sockets:
3 x 2P+E 16A 200-250V 6h IP67
1 x 3P+E 16A 380-415V 6h IP67

General protection devices:
1 MCB 4P 16A C
1 RCD 4P 25A 30mA AC
Maximum power 9 kW



74370

ULISSE 350 board IP65
dimensions 350x403x177 mm. (WxHxD)
cable 4 m. 3G2,5 H07RN-F
plug 2P+E 16A 200-250V 6h IP67

Sockets:
6 x 2P+E 16A 200-250V 6h IP67 angled

General protection devices:
1 MCB 2P 16A C
1 RCD 2P 25A 30mA AC
Maximum power 3 kW



74371

ULISSE 350 board IP65
dimensions 350x403x177 mm. (WxHxD)
cable 4 m. 5G2,5 H07RN-F
plug 3P+N+E 16A 380-415V 6h IP67

Sockets:
4 x 2P+E 16A 200-250V 6h IP67 angled
2 x 3P+E 16A 380-415V 6h IP67 angled

General protection devices:
1 MCB 4P 16A C
1 RCD 4P 25A 30mA AC
Maximum power 9 kW



Boards with emergency button



74324

NEW

ULISSE 250 board IP65
dimensions 250x403x177 mm. (WxHxD)
with emergency button
cable 4 m. 3G2,5 H07RN-F
plug 2P+E 16A 200-250V 6h IP67

Sockets:
4 x 2P+E 16A 200-250V 6h IP67

General protection devices:
1 MCB 2P 16A C
1 RCD 2P 25A 30mA AC
Maximum power 3 kW



74319

NEW

ULISSE 250 board IP65
dimensions 250x403x177 mm. (WxHxD)
with emergency button
cable 4 m. 5G2,5 H07RN-F
plug 3P+N+E 16A 380-415V 6h IP67

Sockets:
3 x 2P+E 16A 200-250V 6h IP67 angled
1 x 3P+E 16A 380-415V 6h IP67 angled

General protection devices:
1 MCB 4P 16A C
1 RCD 4P 25A 30mA AC
Maximum power 9 kW



74232

NEW

ULISSE 250 board IP65
dimensions 250x403x177 mm. (WxHxD)
with emergency button
cable 4 m. 5G2,5 H07RN-F
plug 3P+N+E 16A 380-415V 6h IP67

Sockets:
2 x 2P+E 16A 200-250V 6h IP67 angled
1 x 3P+E 16A 380-415V 6h IP67 angled
1 x 3P+N+E 16A 380-415V 6h IP67 angled

General protection devices:
1 MCB 4P 16A C
1 RCD 4P 25A 30mA AC
Maximum power 9 kW



74396

ULISSE 350 board IP65 dimensions 350x403x177 mm. (WxHxD) metallic support included with emergency button cable 4 m. 5G6 H07RN-F plug 3P+N+E 32A 380-415V 6h IP67

Sockets:

3 x 2P+E 16A 200-250V 6h IP67
2 x 3P+E 16A 380-415V 6h IP67
1 x 3P+E 32A 380-415V 6h IP67

General protection devices:

1 MCB 4P 32A C
1 RCD 4P 40A 30mA AC



Sockets protection devices:

1 MCB 2P 16A C
1 MCB 3P 16A C
Maximum power 18 kW

74386

ULISSE 350 board IP65 dimensions 350x403x177 mm. (WxHxD) metallic support included with emergency button cable 4 m. 5G6 H07RN-F plug 3P+N+E 32A 380-415V 6h IP67

Sockets:

1 x 2P+E 16A 200-250V 6h IP67 interlocked
1 x 3P+E 16A 380-415V 6h IP67 interlocked
1 x 3P+N+E 32A 380-415V 6h IP67 interlocked

General protection devices:

1 MCB 4P 32A C
1 RCD 4P 40A 30mA AC



Sockets protection devices:

1 MCB 2P 16A C
1 MCB 3P 16A C
Maximum power 18 kW

74326

ULISSE 250 board IP65 dimensions 250x403x177 mm. (WxHxD) with emergency button / with grounding pin power supply via terminal block

Sockets:

4 x 2P+E 16A 200-250V 6h IP67 angled

General protection devices:

1 MCB 2P 16A C / 1 RCD 2P 25A 30mA AC
Maximum power 3 kW



74325

ULISSE 250 board IP65 dimensions 250x403x177 mm. (WxHxD) with emergency button / with grounding pin power supply via terminal block

Sockets:

2 x 2P+E 16A 200-250V 6h IP67 angled
2 x 3P+E 16A 380-415V 6h IP67 angled

General protection devices:

1 MCB 4P 16A C / 1 RCD 4P 25A 30mA AC
Maximum power 9 kW



74398

ULISSE 350 board IP65 dimensions 350x403x177 mm. (WxHxD) with emergency button / with grounding pin / power supply via terminal block / with brackets for wall-mounting

Sockets:

3 x 2P+E 16A 200-250V 6h IP67
1 x 3P+E 16A 380-415V 6h IP67
1 x 3P+N+E 16A 380-415V 6h IP67
1 x 3P+N+E 32A 380-415V 6h IP67

General protection devices:

1 MCB 4P 32A C
1 RCD 4P 40A 30mA AC



Sockets protection devices:

1 MCB 2P 16A C
1 MCB 4P 16A C
Maximum power 18 kW

Eolo

Distribution Boards

THE ONLY BOARD WITH
SUPPORT AS STANDARD



Portable

IP44
IP65

Comply with the standards

CEI EN 61439-1

CEI EN 61439-4

74304

EOLO board IP44 dimensions 156x338x185 mm. (WxHxD) metallic support included cable 2 m. 3G2,5 H07RN-F plug 2P+E 16A 200-250V 6h IP44

Sockets:

2 x italian-dual-size/german std. 2P+E 16A IP44

2 x 2P+E 16A 200-250V 6h IP44

General protection devices:

1 MCB 2P 16A C
1 RCD 2P 25A 30mA AC
Maximum power 3 kW



74305

EOLO board IP65 dimensions 156x338x185 mm. (WxHxD) metallic support included cable 4 m. 3G2,5 H07RN-F plug 2P+E 16A 200-250V 6h IP67

Sockets:

3 x 2P+E 16A 200-250V 6h IP67

General protection devices:

1 MCB 2P 16A C
1 RCD 2P 25A 30mA AC
Maximum power 3 kW



74306

EOLO board IP65 dimensions 156x338x185 mm. (WxHxD) metallic support included with emergency button cable 4 m. 3G2,5 H07RN-F plug 2P+E 16A 200-250V 6h IP67

Sockets:

3 x 2P+E 16A 200-250V 6h IP67

General protection devices:

1 MCB 2P 16A C
1 RCD 2P 25A 30mA AC
Maximum power 3 kW



EMERGENCY
BUTTON

DISTRIBUTION BOARDS SELECTOR



DISCOVER OUR BOARDS SELECTION



The new Fanton Selector allows you to quickly identify the ideal board based on requirements, creating a personalized quotation when needed.

TRIPLEX

73095

TRIPLEX adaptor for industrial purposes
plug 2P+E 16A 200-250V 6h IP44
3 sockets italian-dual-size/german std. 2P+E 16A



**LEAVE NEARBY
SOCKETS FREE**

73020

OPTIMUS converter plug for industrial purposes IP44
plug 2P+E 16A 200-250V 6h IP44
socket italian-dual-size/german std. 2P+E 16A



**PATENTED
FME
PRODUCT**

73102

Adaptor for industrial purposes
plug 2P+E 16A 200-250V 6h IP44
socket italian/german std. 2P+E 16A IP44



73001

Adaptor for industrial purposes
plug french/german std. 2P+E 16A
socket 2P+E 16A 200-250V 6h IP44



92955

CARAVAN adaptor
cable 0,25 m. 3G1,5 H05VV-F
plug french/german std. 2P+E 16A
socket 2P+E 16A 200-250V 6h IP44



92956

CARAVAN adaptor
cable 0,25 m. 3G1,5 H05VV-F
plug 2P+E 16A 200-250V 6h IP44
socket italian/german std. 2P+E 16A



73128

Multi-way adaptor for industrial purposes
plug 2P+E 16A 200-250V 6h IP44
2 sockets 2P+E 16A 200-250V 6h IP44
1 socket italian/german std. 2P+E 16A IP44



73114

Adaptor for industrial purposes
plug 2P+E 16A 200-250V 6h IP44
2 sockets italian/german std. 2P+E 16A IP44



73116

Adaptor for industrial purposes
plug 2P+E 16A 200-250V 6h IP44
1 socket 2P+E 16A 200-250V 6h IP44
1 socket italian/german std. 2P+E 16A IP44



73120

Multi-way adaptor for industrial purposes
plug 2P+E 16A 200-250V 6h IP67
3 sockets 2P+E 16A 200-250V 6h IP67



73140

Multi-way adaptor for industrial purposes
plug 3P+E 16A 380-415V 6h IP67
3 sockets 3P+E 16A 380-415V 6h IP67



73121

Multi-way adaptor for industrial purposes
plug 2P+E 16A 200-250V 6h IP67
3 sockets 2P+E 16A 200-250V 6h IP67
cable 2 m. 3G2,5 H07RN-F



73110

Adaptor for industrial purposes
plug 2P+E 16A 200-250V 6h IP44
2 sockets 2P+E 16A 200-250V 6h IP44



73111

Adaptor for industrial purposes
plug 3P+N+E 16A 380-415V 6h IP44
2 sockets 3P+E 16A 380-415V 6h IP44



73112

Adaptor for industrial purposes
plug 3P+N+E 16A 380-415V 6h IP44
1 socket 2P+E 16A 200-250V 6h IP44
1 socket 3P+E 16A 380-415V 6h IP44



42090

ROUND PVC multisocket
3 sockets 2P+E 16A 200-250V 6h IP44
cable 2 m. 3G2,5 H07RN-F
plug 2P+E 16A 200-250V 6h IP44 + thermal cut-out



CEE plugs and sockets



ARGO trailing plugs and sockets - quick wiring

70100 ■■■■

ARGO trailing plug 2P+E 16A 200-250V 6h IP44 quick wiring

71100 ■■■■

ARGO trailing socket 2P+E 16A 200-250V 6h IP44 quick wiring



70104 ■■■■

ARGO trailing plug 3P+E 16A 380-415V 6h IP44 quick wiring

71104 ■■■■

ARGO trailing socket 3P+E 16A 380-415V 6h IP44 quick wiring



70105 ■■■■

ARGO trailing plug 3P+N+E 16A 380-415V 6h IP44 quick wiring

71105 ■■■■

ARGO trailing socket 3P+N+E 16A 380-415V 6h IP44 quick wiring

70140 ■■■■

Trailing plug 2P+E 16A 200-250V 6h IP67 quick wiring

71140 ■■■■

ARGO trailing socket 2P+E 16A 200-250V 6h IP67 quick wiring

70144 ■■■■

Trailing plug 3P+E 16A 380-415V 6h IP67 quick wiring

71144 ■■■■

ARGO trailing socket 3P+E 16A 380-415V 6h IP67 quick wiring



70145 ■■■■

Trailing plug 3P+N+E 16A 380-415V 6h IP67 quick wiring

71145 ■■■■

ARGO trailing socket 3P+N+E 16A 380-415V 6h IP67 quick wiring

70160 ■■■■

Trailing plug 2P+E 32A 200-250V 6h IP67 quick wiring

71160 ■■■■

ARGO trailing socket 2P+E 32A 200-250V 6h IP67 quick wiring



70164 ■■■■

Trailing plug 3P+E 32A 380-415V 6h IP67 quick wiring

71164 ■■■■

ARGO trailing socket 3P+E 32A 380-415V 6h IP67 quick wiring

70165 ■■■■

Trailing plug 3P+N+E 32A 380-415V 6h IP67 quick wiring

71165 ■■■■

ARGO trailing socket 3P+N+E 32A 380-415V 6h IP67 quick wiring

Trailing plugs and sockets - screw wiring

70000 ■■■■

Trailing plug 2P+E 16A 200-250V 6h IP44 screw wiring

71000 ■■■■

Trailing socket 2P+E 16A 200-250V 6h IP44 screw wiring



70010 ■■■■

Trailing plug 3P+E 16A 380-415V 6h IP44 screw wiring

71010 ■■■■

Trailing socket 3P+E 16A 380-415V 6h IP44 screw wiring



70020 ■■■■

Trailing plug 3P+N+E 16A 380-415V 6h IP44 screw wiring

71020 ■■■■

Trailing socket 3P+N+E 16A 380-415V 6h IP44 screw wiring

Cable reel **Golia**

Plastics



11128

GOLIA cable reel Ø 320 mm.
 cable 30 m. 3G2,5 H07RN-F
 plug 2P+E 16A 200-250V 6h IP44
 3 sockets 2P+E 16A 200-250V 6h IP44
 central disc Ø 145 mm.
 + thermal cut-out

cable
30 m



12160

GOLIA cable reel Ø 420 mm.
 trailer-mounted IP55
 cable 50 m. 3G2,5 H07RN-F
 plug 2P+E 16A 200-250V 6h IP67
 3 sockets 2P+E 16A 200-250V 6h IP67
 central disc Ø 205 mm.
 + thermal cut-out

cable
50 m

Metals



14350

GOLIA METAL cable reel Ø 320 mm. IP55
 cable 30 m. 3G2,5 H07RN-F
 plug 2P+E 16A 200-250V 6h IP67
 3 sockets 2P+E 16A 200-250V 6h IP67
 central disc Ø 205 mm.
 + thermal cut-out

cable
30 m



14370

GOLIA METAL cable reel Ø 320 mm.
 cable 30 m. 3G2,5 H07RN-F
 plug 2P+E 16A 200-250V 6h IP44
 2 sockets 2P+E 16A 200-250V 6h IP44
 1 socket italian-dual-size/german std. 2P+E 16A IP44
 central disc Ø 205 mm.
 + thermal cut-out

cable
30 m



14360

GOLIA METAL cable reel Ø 320 mm. IP55
 cable 30 m. 4G2,5 H07RN-F
 plug 3P+E 16A 380-415V 6h IP67
 3 sockets 3P+E 16A 380-415V 6h IP67
 central disc Ø 205 mm.
 + thermal three phase cut-out

cable
30 m

CEE linear patch cord

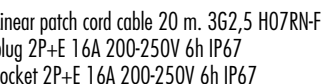
with cable H07RN-F-IP67



92971

Linear patch cord cable 10 m. 3G2,5 H07RN-F
 plug 2P+E 16A 200-250V 6h IP67
 socket 2P+E 16A 200-250V 6h IP67

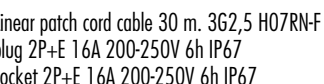
cable
10 m



92973

Linear patch cord cable 20 m. 3G2,5 H07RN-F
 plug 2P+E 16A 200-250V 6h IP67
 socket 2P+E 16A 200-250V 6h IP67

cable
20 m



92974

Linear patch cord cable 30 m. 3G2,5 H07RN-F
 plug 2P+E 16A 200-250V 6h IP67
 socket 2P+E 16A 200-250V 6h IP67

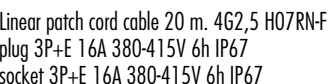
cable
30 m



92981

Linear patch cord cable 10 m. 4G2,5 H07RN-F
 plug 3P+E 16A 380-415V 6h IP67
 socket 3P+E 16A 380-415V 6h IP67

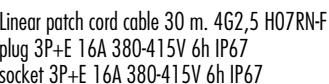
cable
10 m



92983

Linear patch cord cable 20 m. 4G2,5 H07RN-F
 plug 3P+E 16A 380-415V 6h IP67
 socket 3P+E 16A 380-415V 6h IP67




















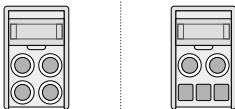
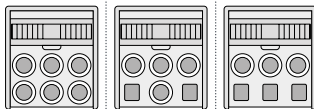
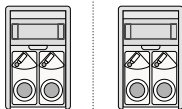
cable
20 m



92984

Linear patch cord cable 30 m. 4G2,5 H07RN-F
 plug 3P+E 16A 380-415V 6h IP67
 socket 3P+E 16A 380-415V 6h IP67

cable
30 m

				
ARTICLE CODE	74180	74181	74182	74183
CHARACTERISTICS	<ul style="list-style-type: none"> • Size: 150x450x177 mm • 6 DIN modules • Box, 1 pc • IP65 • CE • Sockets installation after drilling 	<ul style="list-style-type: none"> • Size: 250x403x177 mm • 12 DIN modules • Box, 1 pc • IP65 • CE • Sockets installation after drilling 	<ul style="list-style-type: none"> • Size: 350x403x177 mm • 17 DIN modules • Box, 1 pc • IP65 • CE • Sockets installation after drilling 	<ul style="list-style-type: none"> • Size: 250x403x177 mm • 12 DIN modules • Box, 1 pc • IP65 • CE • Sockets installation after drilling
MOUNTING ACCESSORIES (not included)	 <p>Fixing code 73989 + screw kit 73987</p>	 <p>Fixing code 73989 + screw kit 73987</p>	 <p>Fixing code 73989 + screw kit 73987</p>	 <p>(included)</p>
INSTALLABLE ACCESSORIES	<p>Domestic sockets IP44 schuko/Italian std. 16A French Std. 16A Industrial sockets ARGO IP44 (flange 53x65 mm)</p> 			
	<p>Industrial ARGO sockets IP44 and IP67, 16A 2P+E up to 3P+N+E 32A (only flange dim. 90x100 mm)</p> 			
	<p>Industrial ARGO sockets IP67, 16A 2P+E up to 3P+N+E 16A (only flange dim. 75x85 mm)</p>			
	<p>Interlocked KEY BLOCK sockets with and without fuses 16A 2P+E up to 3P+N+E 32A (only flange dim. 180x90 mm)</p>			
	<p>Flange</p>			 <p>74189</p> <p>180x90mm</p>
	 <p>Max. capacity: 1x32A 5P 1x16A 5P</p>	 <p>Max. capacity: 2x32A 5P 2x16A 5P</p>	 <p>Max. capacity: 2x32A 5P 3x16A 5P 1x16A 3P</p> <p>Max. capacity: 2x32A 5P 1x16A 5P 1x16A 3P</p> <p>Max. capacity: 2x32A 5P 1x16A 3P 2x domestic type sockets IP44</p>	 <p>Max. capacity: 2x32A 5P</p> <p>Max. capacity: 2x32A 5P</p>

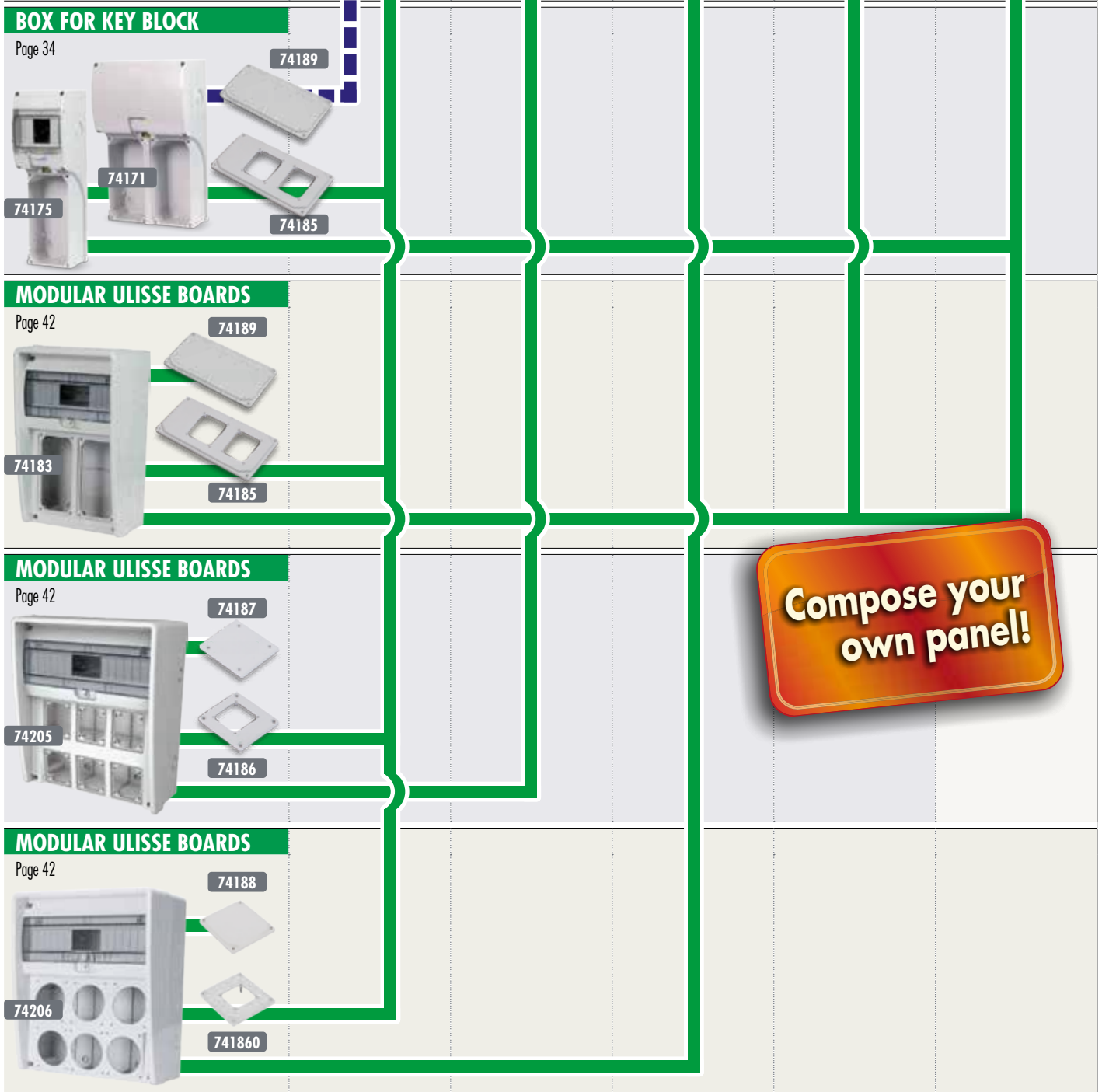
ULISSE MODULAR BOARDS

BUILD YOUR OWN BOARD!

	74184	74195	74205	74206
	<ul style="list-style-type: none"> • Size: 350x403x177mm • 17 DIN modules • Box, 1 pc • IP65 • CE 	<ul style="list-style-type: none"> • Size: 250x403x177mm • Pre-drilled 4 sockets 75x85 mm • 12 DIN modules • Box, 1 pc • IP65 • CE 	<ul style="list-style-type: none"> • Size 350x403x177mm • Pre-drilled 6 sockets 75x85 mm • 12 DIN modules • Box, 1 pc • IP65 • CE 	<ul style="list-style-type: none"> • Size: 350x403x177mm • Pre-drilled 6 sockets 90x100 mm • 17 DIN modules • Box, 1 pc • IP65 • CE
	<p>(included)</p>	<ul style="list-style-type: none"> • 2 pcs. 74187 • 4 Kits 73987 	<ul style="list-style-type: none"> • 3 pcs. 74187 • 6 Kits 73987 	<ul style="list-style-type: none"> • 3 pcs. 74188 • 6 Kits 73987
74185				
	180x90mm	75x85mm	75x85mm	90x100mm
Max. capacity: 2x32A 5P	Max. capacity: 3x32A 5P	Max. capacity: 4x16A 5P	Max. capacity: 6x16A 5P	Max. capacity: 3x16A 5P 3x32A 5P
	Max. capacity: 3x32A 5P	Max. capacity: 4 domestic sockets IP44	Max. capacity: 6 domestic sockets IP44	Max. capacity: 6 domestic sockets IP44

COMPATIBILITY SCHEDULE

SIZE (mm)				
53x65	75x85	90x100	90x180	
CEE and household sockets with cover IP44 Page 44	Angled flush - mounting Argo sockets Page 44	Straight and Angled flush- mounting Argo sockets Page 43	Key Block interlocked sockets IP67 W/O fuse Page 30	Key Block interlocked sockets IP - 67 With fuses Page 30
71084/71085 71086/71087 71093/71094	71610/71614 71615/71650 71654/71655	71500/71504/71505/71506 71520/71524/71525/71526 71540/71544/71545/71546 71560/71564/71565/71566 71600/71604/71605/71606 71620/71624/71625/71626 71640/71644/71645/71646 71660/71664/71665/71666	73240/73244 73245/73246 73260/73264 73265/73266	73250/73254 73255/73270 73274/73275



Compose your own panel!

FIXING SYSTEMS LEGEND:

■ Direct fixing with screws;
 ■ ■ ■ Fixing through drilling.

Discover our catalogues
and visit our website
www.fanton.com



FANTON Selector

Download our App “Distribution boards selector”
from our web site www.fanton.com





DO YOU KNOW OUR PRODUCT RANGES?

FANTON[®]
FABBRICA MATERIALE ELETTRICO



• export@fanton.com
• www.fanton.com



• Viale dell'Industria, 8/10 - 35026 CONSELVE (Padova) ITALY • Tel. +39 049 95 97 911